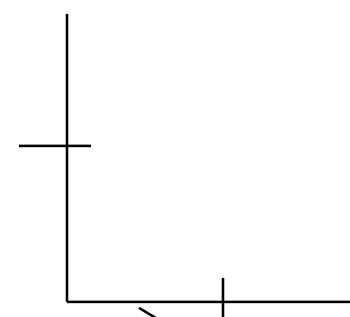
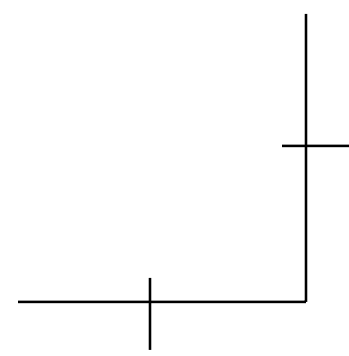
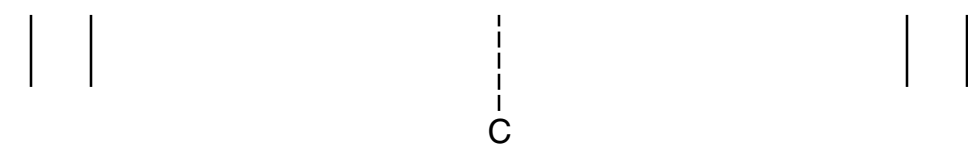
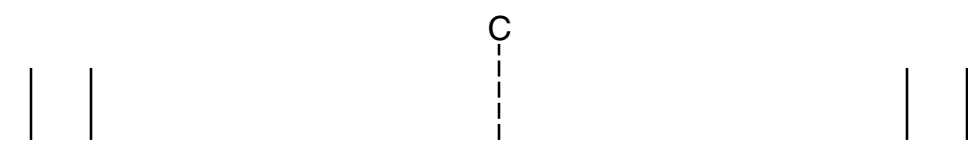
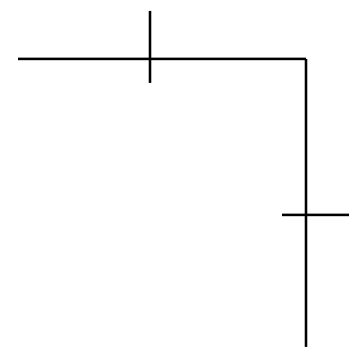
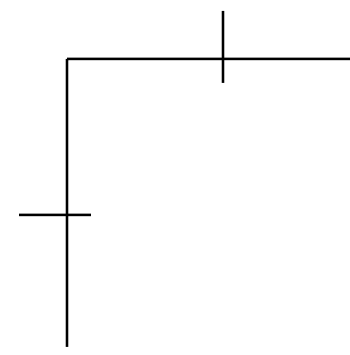


3-PANEL WIDE SPINE
11" X 8 1/2" SHEET SIZE PLUS 1/2" TAB ALLOWANCE
3" CAPACITY STRAIGHT D RING METAL
COVER MATERIAL TEMPLATE
3" Cap-118.5-SD-FS-C



BACK PANEL SIZE: 11 5/8" HIGH X 12 1/4" WIDE


COVER MATERIAL SIZE: 13 1/4" HIGH X 31" WIDE

PLEASE EXTEND ALL BLEEDS AT LEAST 1/8" BEYOND THE OUTER EDGES OF THE COVER MATERIAL

SPINE SIZE: 11 5/8" HIGH X 4 1/4" WIDE

BOTH HINGES ARE 5/16" WIDE

FRONT PANEL SIZE: 11 5/8" HIGH X 12 1/4" WIDE

 RIVET HEAD PLACEMENT
PLEASE LEAVE A 1/8" PERIMETER VOID OF GRAPHICS
AROUND EACH RIVET HEAD

PLEASE REMOVE BEFORE THE FINAL PRINT